

Registering with myTGSM to access TG Loans By WebTM

Introduction

In order to use TG Loans By WebTM, you will need to register with myTGSM. During the registration process, you will provide contact information and establish a user ID and password. Once registered, myTG prompts you to log in with your new user ID. After logging in successfully, TG Loans By Web appears so that you can complete your loan application.

Instructions

To register with myTG, visit *TG Online* at www.tgslc.org/borrowers/index.cfm.

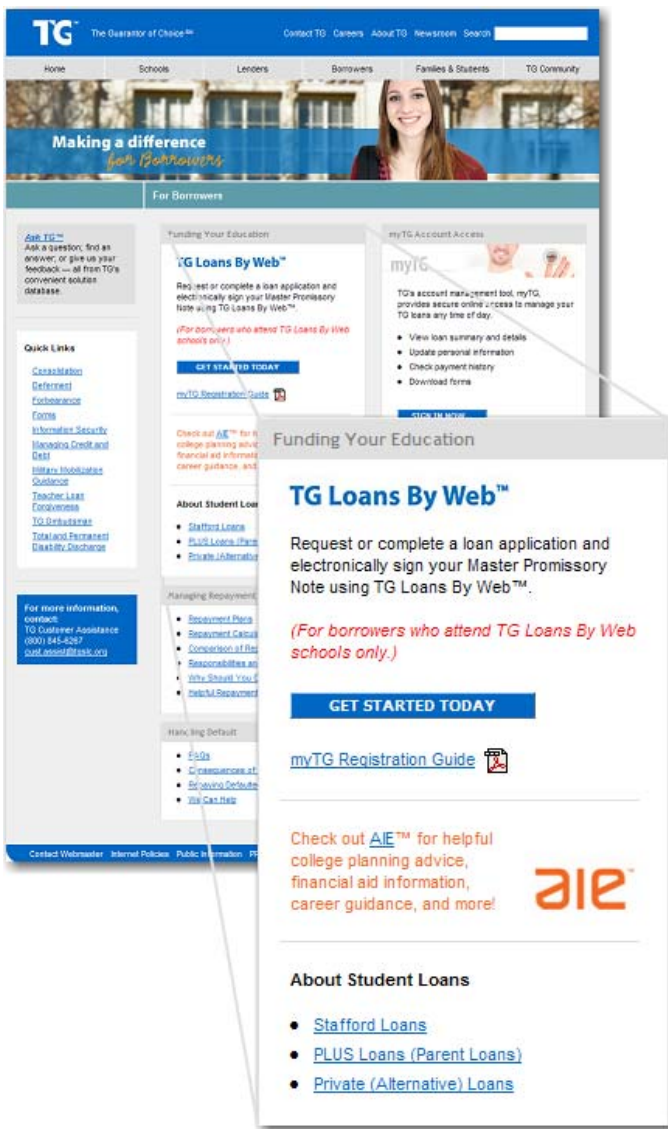


Fig. 1: TG Online Borrower page

1. Click the **Get Started** Today button. The myTG Login page appears.

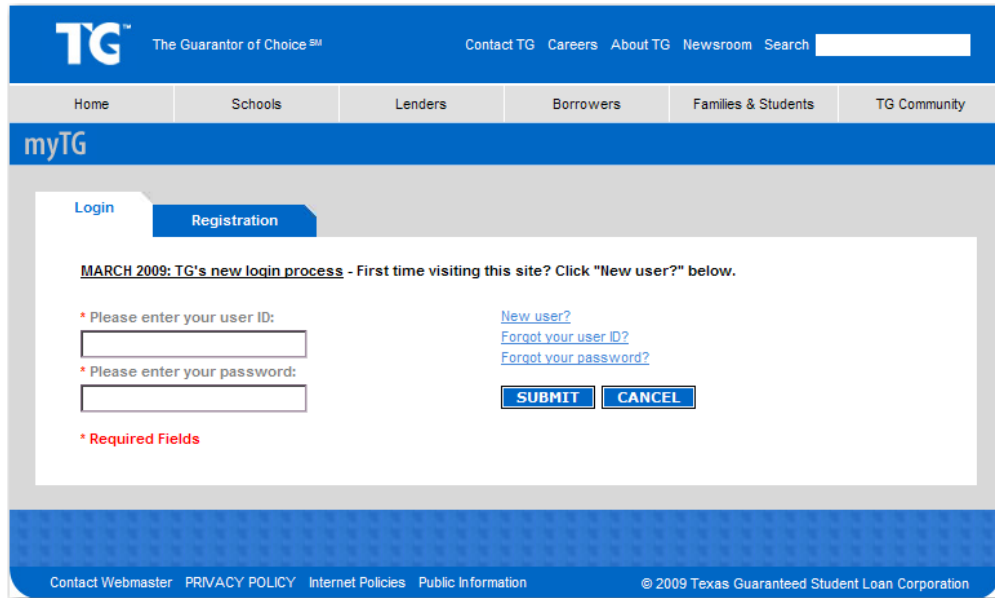


Fig. 2: myTG Login Page

2. Click on the **Registration** tab or **New user** link to start the registration process.

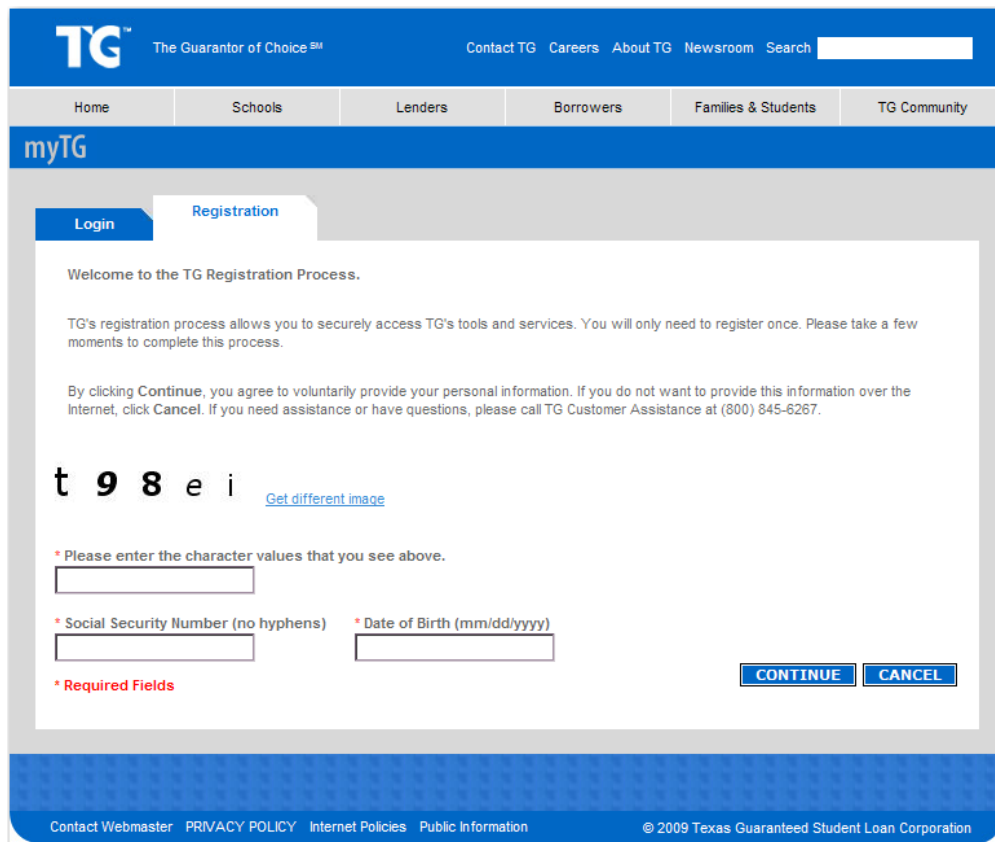


Fig. 3: myTG Welcome Registration page

3. Enter the character values that appear on the screen. If you cannot read the characters, click **Get different image**.

Note: Keep the following in mind when entering the characters:

- Do not enter spaces.
- Do not **bold** the characters.
- Enter characters in the case displayed (i.e., uppercase or lowercase).

4. Enter your **Social Security Number** and **Date of Birth**. Click **Continue**.

Note: The borrower of the loan must be the person to register with myTG. The information entered during registration is used to pre-populate borrower information in TG Loans by Web. For Stafford or Grad Plus loans, the student must register. For parent PLUS loans, the parent must register.

5. Enter the appropriate information under each section: **Name and Address, Phone, Other,** and **Current School/Last School Attended.** Click **Continue.**

TG™ The Guarantor of ChoiceSM Contact TG Careers About TG Newsroom Search

Home Schools Lenders Borrowers Families & Students TG Community

myTG

Login Registration

Please enter the following information to complete the registration. Click **Continue** when finished. If you do not wish to continue, click **Cancel** to return to the previous page.

Name and Address

* First Name * Last Name
* Address 1 * City/Province * State
Address 2 * Zip/Postal Code [What is this?](#)
* Country

* Required Fields

Phone

* Phone [What is this?](#)

* Required Fields

Other

Driver License No. DL State

----- Complete the following section only if it is applicable -----

Current School/Last School Attended

Enter the city and state where the school is physically located, and a list of schools will be displayed.

State City
Name
Enrollment Status
Graduation/Anticipated Graduation Date (mm/yyyy)

CONTINUE **CANCEL**

Contact Webmaster PRIVACY POLICY Internet Policies Public Information © 2009 Texas Guaranteed Student Loan Corporation

Fig. 4: myTG Contact Information Registration page

6. Enter a user ID. Remember this user ID; you will need it to gain access to TG Loans By Web to complete your loan application.

Note:

- Make sure the user ID is 8 to 20 characters long and starts with a letter.
- Do not use your SSN or date of birth as the user ID or password.
- For additional format information, click the appropriate **What is this?** link.

The user ID and password you create will be used to authenticate your identity when you want to access your account. Click on the link next to the user ID and password fields to review the guidelines that should be followed. The user ID cannot be changed after you create it, but you will be permitted to change your password at any time.

* User ID: [What is this?](#)

* Password: [What is this?](#)

* Confirm password:

* E-mail:

* Confirm E-mail:

Challenge Question

* Challenge Question 1:

* Answer:

* Challenge Question 2:

* Answer:

* Challenge Question 3:

* Answer:

By clicking **Submit**, you are authorizing TG, its agents and contractors (collectively, "TG") to contact you regarding your account, at the personal e-mail address provided and at any other e-mail address you may provide. You acknowledge that persons other than you may be able to access your messages or e-mails and their content, which may include specific information regarding your account and its status.

* Required Fields

Contact Webmaster PRIVACY POLICY Internet Policies Public Information © 2009 Texas Guaranteed Student Loan Corporation

Fig. 5: myTG Security Setup Registration page

7. Enter a password. Re-enter your password in the **Confirm Password** field.

Password guidelines:

- Create a password that is exactly 7 or 8 characters.
- Use at least one letter and one number.
- Remember that the password must be case-sensitive.

For additional format information, click the **What is this?** link next to the field.

8. Enter your e-mail address. Re-enter your address in the **Confirm E-Mail** field.
9. To protect your loan information, select three **Challenge Questions** and enter the appropriate **Answers**. You will be prompted to answer these questions if you forget your password.
10. Click **Submit**. The myTG Login screen reappears.
11. Type in your myTG user ID and password.

The TG Loans By Web Login page appears. Read the instructions on the screen to access TG Loans By Web. You can also click on **Help** in the top-right corner for access instructions.

For help

For questions about the registration process, contact TG's Customer Assistance team at (800) 845-6267.